

3005 Refrigerator Door Switches *Splashproof*



3005 25W 25T85 5E4 (50,000 Operations) 250Vac
3006 65W 25T85 5E4 (50,000 Operations) 250Vac



RoHS compliant

These products require 3mm minimum actuator stroke to ensure switch action and rating above.

μ contact gap.
Technical data on pages 4 & 5.

- ▶ Door switches
- ▶ Momentary on and momentary off switching
- ▶ Splashproof
- ▶ Choice of terminal orientation
- ▶ Choice of actuators



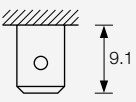

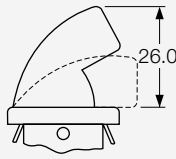
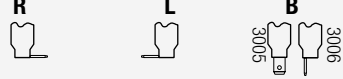
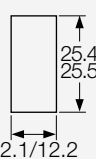
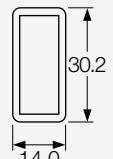
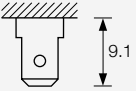

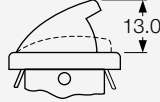

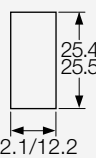
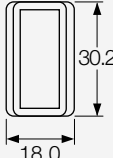
C3005CB ---



C3005BL ---

C 3005 C B ---

TERMINAL FUNCTION ACTUATOR BODY COLOUR, ETC

▶ TERMINAL	▶ FUNCTION	▶ ACTUATOR	▶ BODY	▶ OPTIONS
C  6.3 x 0.8	3005  ON - OFF (momentary OFF) 1mm max travel to OFF position	B  26.0	3005 or 3006 R L B  Terminal direction (viewed from hinge end) Panel cut-out  12.1/12.2 x 25.4/25.5 Bezel  14.0 x 30.2	Finish Gloss finish only Colour White is standard Call factory for custom colours. A full range is available for large orders.
H  4.8 x 0.8	3006  ON - OFF (momentary ON) 3mm min travel to ON position	C  13.0	3005 only D S U  Terminal direction (viewed from hinge end) Panel cut-out  12.1/12.2 x 25.4/25.5 Bezel  18.0 x 30.2	

Dimensions (mm) (C terminals shown)

