

# 8600 Rocker Switches - Miniature

10A 250Vac Single & Double Pole



- ▶ Miniature rocker switch
- ▶ Ratings up to 16A, 250Vac
- ▶ Single & double pole
- ▶ ON/OFF, C/O, biased and centre off switching
- ▶ Push on, solder and PCB terminals
- ▶ Illuminated and non-illuminated
- ▶ Matching indicators
- ▶ Bezel size  
single: 21 x 15  
double: 21 x 24



**10(4)A 250Vac T90** (unless noted below)



**UL CSA See ratings below**  
**UL 65°C, file E45221, CSA file LR10990**

*In house test*

**Inrush 25A to EN61058-1 & 10A 28Vdc**



**RoHS compliant**

3mm contact gap except where marked  $\mu$ .  
Technical data on pages 4 & 5 (switches), 66 (indicators).

**H 8653 V B ---**

TERMINAL FUNCTION ROCKER BODY PRINT, COLOUR, VOLTAGE ETC

TERMINAL	FUNCTION	ROCKER
<p><b>H</b></p> <p>4.8 x 0.8</p>	<p>Approvals &amp; ratings vary with function</p> <p>ON OFF Switches are ON when pressed over terminal 3</p>	<p><b>V</b> Curved</p>
<p><b>T</b></p> <p>3.5 x 0.8 Solder</p>	<p><b>8600</b> 10(4)A 16A 250V, 10A 277V 1/4HP 277V, 1/4HP 125V</p> <p><b>8650</b> 10(4)A 10A 277V 1/4HP 277V, 1/4HP 125V</p>	<p><b>V</b> Curved (lit)</p>
<p><b>X</b></p> <p>PCB 0.8 Sq</p>	<p><b>8601</b> 6(1)A 16A 250V, 6A 277V</p> <p><b>8651</b> 6(1)A 6A 277V</p>	<p><b>D</b> Paddle lever (Single pole non-lit only)</p>
<p><b>Y</b></p> <p>Right angle PCB 1.3 x 0.8 Contact the factory for details</p>	<p><b>8602</b> 10A 16A 250V, 10A 277V</p> <p><b>8652</b> 10(4)A 6A 277V</p>	<p><b>F</b> Flat Indicator only (Single pole)</p>
<p>Double Pole switches with "X" terminals are supplied without terminal barriers</p>	<p><b>8603</b> Indicator</p>	<p><b>8653</b> 10(4)A 6A 277V</p>
	<p><b>8610</b> 6(1)A 10A 277V 1/4HP 277V, 1/4HP 125V</p> <p><b>8660</b> 6(1)A 10A 277V, 1/2HP 277V 1/4HP 277V, 1/4HP 125V</p>	
	<p><b>8611</b> 6A 277V</p> <p><b>8661</b> 6A 277V</p>	
	<p><b>8620 <math>\mu</math></b> See page 14</p> <p><b>8670 <math>\mu</math></b> See page 14</p>	
	<p><b>8630</b></p>	



H8600VB ---  
T8600VB ---



H8600VB ---  
T8600VB ---



H8630FB ---  
T8630FB ---



H8650VB ---  
T8650VB ---



H8660VB ---  
T8660VB ---

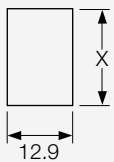


H8653VB ---  
T8653VB ---

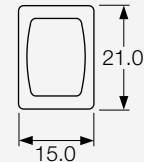
## BODY

### B Single pole

Panel cut-out



Bezel

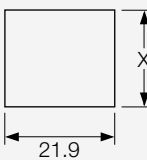


Single Pole dimensions for snap-in fixing

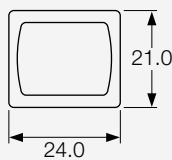
Panel thickness	Dimension X
0.75-1.24	19.1/19.2
1.25-1.99	19.3/19.4
2.00-3.00	19.7/19.8

### B (Double Pole) with terminal barrier BC (Double Pole) w/o terminal barrier

Panel cut-out



Bezel



Double Pole dimensions for snap-in fixing

Panel thickness	Dimension X
0.75-1.24	19.1/19.2
1.25-1.99	19.3/19.4
2.00-3.00	19.7/19.8

Cut-outs must be punched in the direction of insertion

## OPTIONS

### Finish

Matt finish only.

### Colour

Call factory for custom colours.  
A full range is available for large orders.

### Legend printing

Select from the examples or call the factory for custom legend.

### Lamp voltage

Call factory for details of available voltages.

### Blanking plate A8634FB

Dummy unit to fill unused panel holes.  
Single pole size only.

### Protective covers

#### L167 for SP

#### L180 for DP

(designed to IP65)

Snap on to bodies with V rocker or F lens, this reduces maximum acceptable panel thickness to 2.2mm.

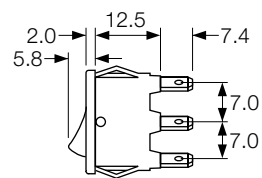


### Single Pole options

Most switches shown can have single pole switching in double pole bodies.

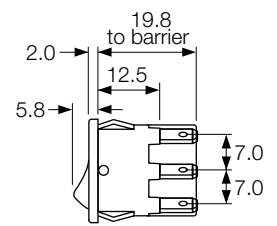
## DIMENSIONS (mm)

### Single pole



Terminals shown are "H" 4.8 push on type

### Double pole



Terminal spacing 10.2 between pole centres

For 8620 and 8670 dimensions see page 14

## Examples of printing



CL076



CL080



CL141



CL142



CL059



CL058