

# 6000 SP Splashproof Rocker Switches 16A 250Vac



- ▶ Single pole
- ▶ Ratings up to 20A, 277Vac
- ▶ High in-rush (ON-OFF types)
- ▶ Positive switch action
- ▶ Distinctive styling
- ▶ Illuminated & non-illuminated
- ▶ Matching indicator
- ▶ Bezel size: 31.5 x 14mm



In house test



European 16(4)A 250Vac T125, 10A 400Vac T125

UL CSA 20A 277Vac, 250Vac 11/2hp, 125Vac 1hp  
UL 100°C, file E45221, CSA file LR10990

Inrush 150A\* to EN61058-1 (ON - OFF only)  
20A 28Vdc

\* applies to non-momentary types

RoHS compliant

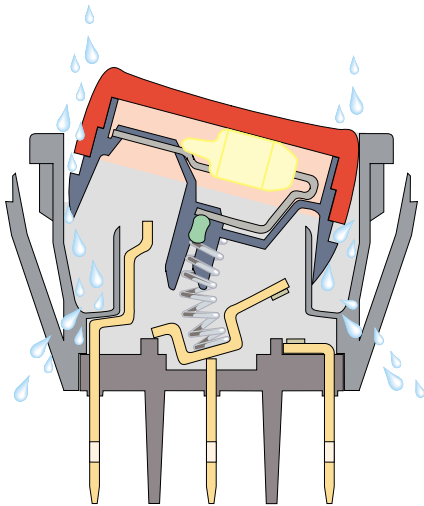
3mm contact gap with Positive Break switching.  
Call factory for IP details.  
Technical data on pages 4 & 5 (switches), 66 (indicators).

**C 6003 A L ---**

TERMINAL    FUNCTION    ROCKER    BODY    PRINT, COLOUR, VOLTAGE ETC

| TERMINAL   | FUNCTION  | ROCKER                                       |
|--|---|--|
| <b>C</b><br><br>6.3 x 0.8  | Approvals & ratings vary with function<br>ON OFF Switches - ON when pressed over terminal 3<br> | <b>A</b> Softline Matt<br>                   |
|  | <b>6000</b> ON - OFF<br>  |  |
|  | <b>6001</b> ON - OFF (momentary ON)<br>   |  |
| <b>H</b><br><br>4.8 x 0.8  | <b>6002</b> ON - OFF (momentary OFF)<br>  | <b>A</b> Softline Matt<br><br>Lit            |
|  | <b>6003</b> ON - OFF Lit<br>  |  |
|  | <b>6008</b> ON - OFF Lit (Unswitched neutral)<br>   |  |
| <b>S</b><br><br>Screw & Clamp<br>N/A for assemblies with 3 terminals | <b>6009</b> ON - OFF (momentary ON) Lit (Unswitched neutral)<br>                                | <b>P</b> Lit window Matt<br>                 |
|  | <b>6010</b> ON - ON<br>   |  |
|  | <b>6011</b> ON - ON (momentary 1 side)<br>  |  |
|  | <b>6030</b> Indicator<br>   | <b>A</b> Lens Matt (6030 indicator only)<br> |
| For twin switches and double pole circuits see pages 18 & 19         |   |  |

For IP65 see "options" below



**Integral Splashproofing**

Current carrying parts are protected from moisture. Droplets which may enter the switch are channelled out through ports in the switch body.



C6000AL ---



C6000AL ---



C6010AL ---



C6003AL ---

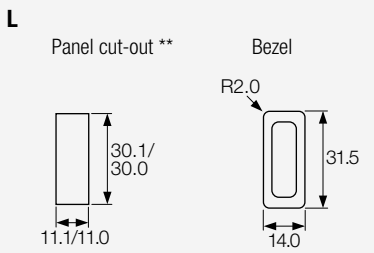


C6003PL ---



C6030AL ---

**BODY**



Cut-outs must be punched in the direction of insertion

**OPTIONS**

**Finish** Matt is standard.

**Colour** Call factory for custom colours. A full range is available for large orders.

**Legend printing** Select from the examples or call factory for custom legends.

**Lamp voltage** Call factory for details.

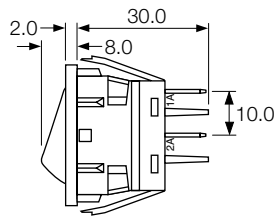
**Protective cover** (designed to IP65)  
A snap on cover is available (add G after body code), this reduces maximum acceptable panel thickness to 2mm.



Panel sealing washer W46 is available, this reduces maximum acceptable panel thickness to 1.2mm. Covers are not suitable for momentary types.

For all options call the factory.

**DIMENSIONS (mm)**



**Panel thickness**

L 0.75 to 2.5mm

\*\* For cut-out details on momentary switches call the factory

**Examples of printing**



EN1224



EN1223