



Indicator Lights (Neon, LED and Filament Lamp)


Colours and voltages:

-  **Neon** Available with Red, Amber, Green or Clear lenses
100/130V (marked 110V), 200/250V (marked 230V)
-  **LED - DC** Red, Yellow, Green, Blue, White
2.0/2.2V Resistors for other voltages available.
-  **LED - AC** Red, Yellow, Green, Blue, White
110-230V ac operation.
-  **Filament lamp** Available with Red, Amber, Green, Clear or Blue lenses
6V, 12/14V, 24/28V.

- ▶ Neon, LED, mains LED or filament lamp
- ▶ Bezel sizes from 6.7 to 16.3mm dia
- ▶ Red, amber, green and clear lenses
- ▶ Red, yellow, green, blue and white LEDs
- ▶ Wide choice of styles


To create a catalogue number:



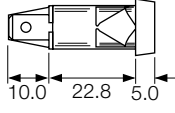











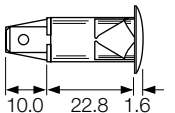










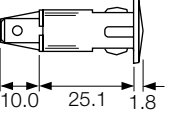
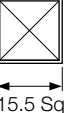








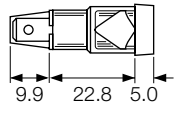








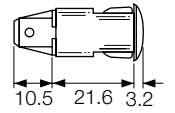









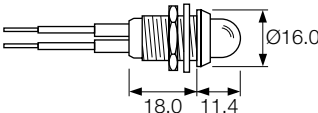






Refer to the 2 columns below (terminal and type), then state: Lens colour, voltage and whether neon, LED or filament lamp



UL file E63363
CSA file 1279633 / LR29381

 Approvals shown for neon versions only

 **RoHS compliant**

TERM	TYPE	PANEL & °C	ILLUMINATION OPTIONS	DIMENSIONS (mm)	
L	(C) 2820 00 	 12.0		 10.0 22.8 5.0	 Ø13.6
K 2.8		 0.75-2.0			
H 4.8		 page 66			
C 6.3			 page 66		
L	(C) 2821 00 	 12.0 or 12.7		 10.0 22.8 1.6	 Ø14.5
K 2.8		 $\begin{matrix} \phi 12.0 \\ = 0.8-2.5 \\ \phi 12.7 \\ = 1.1-2.5 \end{matrix}$			
H 4.8		 page 66			
C 6.3			 page 66		
L	(C) 0586 00 	 12.5		 10.0 25.1 1.8	 15.5 Sq
K 2.8		 0.8-1.5			
H 4.8		 page 66			
C 6.3			 page 66		
L	(C) 2870 00 	 12.7		 9.9 22.8 5.0	 Ø13.6
K 2.8		 0.75-2.0			
H 4.8		 page 66			
C 6.3			 page 66		
L	(C) 0589 00 	 12.7		 10.5 21.6 3.2	 Ø15.9
K 2.8		 0.8-1.5			
H 4.8		 page 66			
C 6.3			 page 66		
L	L 0081 00 Chrome bezel 	 12.7		 Ø16.0 18.0 11.4	 Ø18.3
		 9.5			
		 page 66			
			 page 66		

TERM		TYPE	PANEL & °C	ILLUMINATION OPTIONS	DIMENSIONS (mm)	
L		(C) 0177 00 Chrome bezel 	12.7 12.0max page 66	 	 14.9 22.2 53.7 3.3 8.3 32.2 Ø14.6	
K 2.8						
H 4.8						
C 6.3	 					
L		(C) 0067 00 Chrome bezel 	12.7 1.14max page 66	 	 38.1 5.1 Ø16.0	
K 2.8						
H 4.8						
C 6.3	 					
L		(C) 0180AA 	12.7 19.0max page 66	 	 10.4 22.3 5.1 21.3 1.3 Ø15.0 Starlock fixing	
K 2.8						
H 4.8						
C 6.3	 					
L		(C) 0180BB Chrome bezel 	13.5 0.9-1.14 page 66	 	 10.4 22.3 5.1 Ø16.3	
K 2.8						
H 4.8						
C 6.3	 					
L		(C) 0579 00 	14.0 2.5max page 66	 	 10.0 25.4 3.2 Ø15.9	
K 2.8						
H 4.8						
C 6.3	 					